


# MUSIC THEORY III

Now that you know a few symbols, like the staff, the treble clef and a few notes you should be able to start writing music. Let's get started.


First you need THE STAFF



Next you need to write a clef, You can use the treble clef or the bass clef, lets use the TREBLE CLEF.



Now you can put the time signature. There are many time signatures but for right now we use the 4/4



Once you have that, you can decide how many measures you want to have, lets have four MEASURES, to do that you need to put some BAR LINES.

## Music Theory Level 3 - Basic Music Theory THREE

Written by Administrator

Tuesday, 10 January 2012 03:05 - Last Updated Wednesday, 24 October 2012 22:59


---



Firstly, should the staff be empty, at the very end you always need the DOUBLE BAR LINE to make sure you are



Now with this staff, we can write the first note as an example, and we can write what ever you want,



Now we have the first note, we can write the next three quarter notes and one quarter rest. And the notes are going to



Now we have the first note, we can write the next three quarter notes and one quarter rest. And the notes are going to



Now we have the first note, we can write the next three quarter notes and one quarter rest. And the notes are going to



Now we have the first note, we can write the next three quarter notes and one quarter rest. And the notes are going to



Now we have the first note, we can write the next three quarter notes and one quarter rest. And the notes are going to



Now we have the first note, we can write the next three quarter notes and one quarter rest. And the notes are going to



Now we have the first note, we can write the next three quarter notes and one quarter rest. And the notes are going to



Now we have the first note, we can write the next three quarter notes and one quarter rest. And the notes are going to



Now we have the first note, we can write the next three quarter notes and one quarter rest. And the notes are going to



Now we have the first note, we can write the next three quarter notes and one quarter rest. And the notes are going to



Now we have the first note, we can write the next three quarter notes and one quarter rest. And the notes are going to



Now we have the first note, we can write the next three quarter notes and one quarter rest. And the notes are going to



Now we have the first note, we can write the next three quarter notes and one quarter rest. And the notes are going to



Now we have the first note, we can write the next three quarter notes and one quarter rest. And the notes are going to



Now we have the first note, we can write the next three quarter notes and one quarter rest. And the notes are going to



Now we have the first note, we can write the next three quarter notes and one quarter rest. And the notes are going to



Now we have the first note, we can write the next three quarter notes and one quarter rest. And the notes are going to



Now we have the first note, we can write the next three quarter notes and one quarter rest. And the notes are going to



Now we have the first note, we can write the next three quarter notes and one quarter rest. And the notes are going to



Now we have the first note, we can write the next three quarter notes and one quarter rest. And the notes are going to




Now we have the first note, we can write the next three quarter notes and one quarter rest. And the notes are going to



Now we have the first note, we can write the next three quarter notes and one quarter rest. And the notes are going to



Now we have the first note, we can write the next three quarter notes and one quarter rest. And the notes are going to



Now we have the first note, we can write the next three quarter notes and one quarter rest. And the notes are going to